



Service

We are here for you!

Space accessibility for servicing is available in all models. This is due to the efficient technology of tilting cabs for essential service and repairs. Both the cabin and the platform can be opened hydraulically. Harvester with slope leveling on all machine models. Thanks to the generous space provided and the clear arrangement of all components, service or repair work can be carried out ergonomically, quickly and safely.



Harvester with slope leveling

264HVT

The new upper class of Neuson Forest

from thinning to final felling

Neuson Forest GmbH
Gaisbergerstraße 52a A-4030 Linz Austria
Tel. +43 (0) 732 239 400 - 503
mail office@neuson-forest.com

No liability for printing errors.
Please see our T's & C's at: www.neuson-forest.com
Find us on Facebook: facebook.com/Neuson.Forest



neuson
FOREST



Easy Drive

Easy Handover


Perfectly Ergonomic:
A simple push of a button is enough
to switch between foot and joystick
control for the operation of the tracks.
No more tired legs when moving the
machine long distances!






Intuitive Control

Everything at a glance.
Everything under control.



Parameter setting crane



Parameter setting undercarriage

Everything at a glance:
The main menu

Thanks to the electrical pilot control and the XCrane control from Technion, the machine is easily adaptable to the needs of the operator.

You can choose from 5 individually adjustable driver profiles.



Customized Track

From the swamp to the steep slope

Thanks to the various chain options, the machine can be adapted to your application in a very short time. And with the practical quick-changing bolt, the chain can be changed in no time.



Single Grouser

Perfect for steep slopes.
Available from 500 - 600mm



Double Grouser

The universal chain.
Available 500 - 700mm



Rubber Pads

For street use.
Available from 500 - 600mm



Curved Triple Grouser

Especially for wet surfaces.
Available from 500 - 800mm

The interior of the 264HVT was re-developed in an intensive design process. The first task was: Listening. Namely to the drivers who work with our machines on a daily basis.

Based on this knowledge, we not only designed a functional work place, but also a living space.

Ergonomic Space

Work place and Living space



In this extreme environment comfort is not just a luxury, but a requirement: Fatigue free seating and hand position. Unhindered view. Pleasant temperature and extensive protection from noise and vibrations. And we went a step further by integrating a number of features that make life easier: Lots of intelligent storage space, a large cool box, a cup holder, mobile phone dock, USB ports und muchmore.

xCrane PRO

The crane can be operated easily and precisely with the STH-System: The driver has direct control of the crane. The left mini-lever controls horizontal movement, the right one controls vertical movement of the head. This intuitive handling enables fatigue-free work, high productivity and thus cost savings.



Smart Tip Handling
Ingenious Crane tip control



Auto-Levelling

Automatic balancing



The 264HVT is equipped with a proven superstructure levelling system (Tilt).


A slope compensation of 25° at the front and +/- 15° at the side enables efficient work in steep and impassable terrain.

With the auto-leveling option, the machine keeps its balance independently.

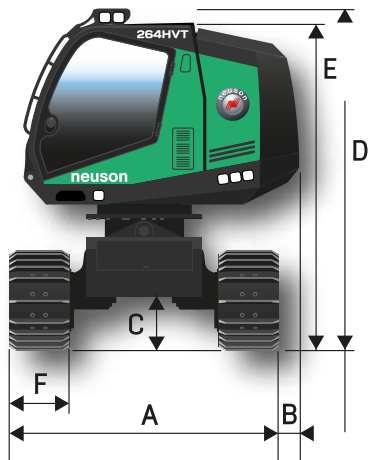
FarReach
Its all about the length



All measurements in mm!



The boom is optionally available as P 83 or P100. Of course, a parallel crane that best meets our customer requirements. Additionally there is also a long reach boom (P 145) with a range of 14.5 m available.



Short Tail

Short and sweet

The minimal overhang of the stern allows maneuvering in narrow fields and is very gentle on crops.

A	2950
B	200
C	790
D	3670
E	3520
F	600

Main Features

Slope compensation (Tilt): 25° at the front, +/- 15° to the side
 (Auto Levelling option) shortened tail swing radius
 Transport from 3.52m machine height
 Chassis speeds 1,6 / 3,9 km/h
 Upper carriage speed max. 6 rpm, endless swivel range
 Dead weight 26,5 t
 Swing torque 64 kNm
 Gradeability 30° (60%)

Crane

P 83, P 100 or P145 (Range: 9m, 10m or Long Range boom 14,5m)
 Possible heads: LM5000, LM6000, LM7000, AFM55, AFM65
 Waratah: HTH616 Series III, H424, H425, H425HD, H425X, H480C
 Ponsse: H6, H7, H8, H9, SP 661 LF, SP 761 LF
 Smart Tip Handling (Option): Technion X-Crane with tip control.

UnderCarriage

Standard chain: 600mm 1-chalieng
 2.95m drive width
 Ground clearance max. 790 mm
 Ground pressure 0,50 kg/cm²
 Undercarriage traction 263 kN

Motor

6 cylinder John Deere 6090 CI550 | 9,0 l | Turbo-Diesel
 Output 226 kW | 303 PS | 1800 U/min
 Emission Level EU StageV, EPA Tier4f
 Tier 4f cooling: Coolant, air charge
 650 l Diesel tank in undercarriage
 Alternator 24V | 100 A Battery 24V / 2 x 135 Ah

Hydraulics

Automatic, hydraulic reversible fan Axko-pump (50 l/min)
 Delivery rate 530l/min | Operating pressure max. 320 bar
 Hydraulic tank 250 l
 Hydraulic filter: 2 return filters 20 µm, Option: 1 High pressure filter 10 µm

Made in Austria - Completely assembled and developed in Linz