



ASP - Efficient Establishment

PITTING AND PLANTING IN ONE MOTION FOR LARGE PLANTATIONS

Why You Should Consider Integrated Reforesting

- ▶ **Reforestation is expensive and slow**
With mechanized planting you can combine many different stages, making the reforestation process fast and more economical overall. Combining the different stages will accelerate forest growth, while securing the survival of young forests.
- ▶ **Availability, organization, cost and safety of skilled personnel**
Not everyone wants to do tough silvicultural work in remote locations. By mechanizing your operations, you will be upskilling people with transferrable skills and with a significant reduction of safety risk.
- ▶ **A short planting season reduces effective planting time**
With integrated reforestation you can work on different process stages simultaneously speeding up your silvicultural operation. Moreover, irrigation increases planting time at both ends of the planting season.
- ▶ **ASTA-Reporting as standard**
The ASTA system provides information in real-time on planting and soil cultivation density and area.



ASP - For Maximum Efficiency

The ASP is designed for establishment and reforestation of pine, eucalyptus, and other subtropical seedlings in a pot. Risutec ASP makes forestry building more efficient. The ASP planter enables afforestation projects using natural seedlings for mixed stand forest creation and maximal carbon capture.



Pitting for Deep-Rooted Trees Like Eucalyptys

The ASP uses a pitting soil cultivator that crushes the soil without cutting it. The pitting head will loosen the soil avoiding glazing under normal condition. In optimal soil conditions, only a quarter rotation is needed for soil cultivation – speeding up operations further. Operators can use the pitting bars to remove slash and harvesting residue. The pitting attachment has an approximate cracking depth of 60 cm with an 80cm diameter.

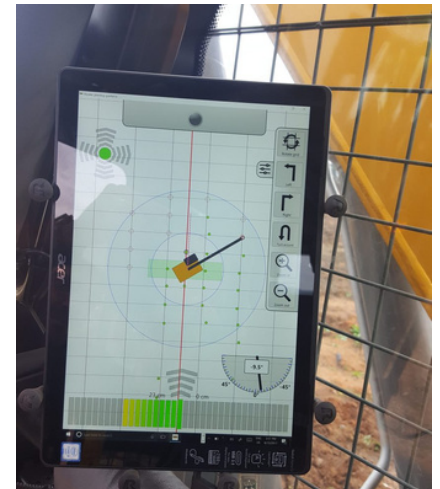


TASK Marking and Guidance System

The TASK guiding system ensures the correct seedling location. With TASK greater planting accuracy and plant usage can be achieved. TASK guiding system shows the desired position for seedling placement. Especially designed for planting in a grid.

TASK Technical Specifications:

- +/- 13 cm accuracy (Southern hemisphere)
- Adjustable row and seedling distance
- Records exportable seedling planting data for further analysis
- 12V / 24V voltage



Risutec

Forestry companies and operators are increasingly realizing the benefits of integrated forestry operations with the help of Risutec. We provide proven forestry machinery for maximizing yields profitably - serving the largest forestry companies and most innovative contractors globally.



ASP - Efficient Establishment

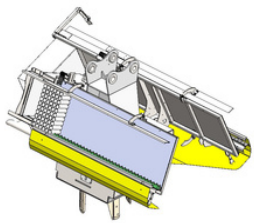
PITTING AND PLANTING IN ONE MOTION FOR LARGE PLANTATIONS

TECHNICAL DETAILS

Risutec ASP is available in three different sizes. For natural (larger) seedlings, an ASP-150 with a seedling capacity of 150 seedlings per loading is the optimal choice. The ASP-360 with 360 seedlings per cassette loading is intended for light slopes, while the larger ASP-720 is designed for optimal performance on flat terrain.

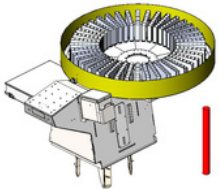
Length of the red bar = 1 meter

Risutec ASP-360/720



360/720 seedling capacity
18 tonne base
2600kg weight

Risutec ASP-150



150 seedling capacity
18 tonne base
1900kg weight



Create Value for Forest Companies

By combining the stages of plantation establishment and restocking, the forest will be given its best possible starting point for profitable growth. The ASP machine enables the combination of different phases of establishment through its design and features. Review the standard features and consider value-added equipment for optimal contracting.

STANDARD EQUIPMENT

Pitting tool - The ASP plants directly through the pitting tool in one motion. Bar length can be specified at the time of order. **Remote Connection Modem**, for remote adjusting functionality. **The Seedling in the Tube Indicator** indicates that the seedling cassette has been fed successfully. This accessory should be considered especially if the seedlings are of poor quality, for example if the seedling has a lot of roots. The detector saves a lot of time - making sure that the seedling is really in the tube. **The Cabin Monitor** lets you operate planting settings from the carrier cabin.

PROFITABLE ACCESSORIES

Pesticide Applicator - During the planting event, the pesticide agent is automatically applied to the top of the seedling, giving 100% coverage. **Fertilize Applicator** - Fertilizer can improve seedling survival and root establishment. The fertilizer is applied automatically during the planting event. **Water and water-gel** - Add water and water-gel with this valuable add-on to extend the planting season and maximize survival rates. The **Remote Diagnostic Device** can be used for remote assistance. Remote diagnosis reduces the number of mechanic visits, resulting in significant savings for the contractor.

Training for Profitable Contracting

Risutec always trains its contractor customers for profitable contracting. We have a responsibility to ensure that our clients succeed in moving from single-service contracting to a true all-in-one service provision.

Risutec's reforestation equipment has been planting millions of seedlings around the world for over a decade and we bring our solid expertise to every project to ensure your success.



The Right Support - At the Right Time

In case of problems and situations that call for specialist service, the Risutec remote diagnostic device can be used for remote assistance. The remote diagnosis service can also be used to make a change to the machine workflow process remotely. Remote diagnosis reduces mechanic visits, resulting in significant savings for the contractor.

Get Machines for Productive Contracting

Take the next step.

A versatile machine that tackles even the most challenging terrain. Doing all of the forestation steps with one machine simultaneously will greatly enhance the reforestation process, saving you resources and making your operations safer.

Head Office

Porintie 314, Halli 5,
29250, Nakkila,
FINLAND
risutec@risutec.fi
+358 50 338 9160



Learn
MORE

